

The Rusted Roan Co. LLC



Welcome To The Rusted Roan Membership Group

Are you ready to embark on an exciting journey of creativity, craftsmanship, and transformation? If you have a passion for upholstery or have always wanted to learn the art of giving life to tired, old furniture, then you've found your new home!

I am thrilled to have you here, and I can't wait to embark on this adventure together. In this exclusive membership group, you'll discover a world of upholstery magic, where your old, worn-out furniture pieces can be reborn with your own hands.

What to Expect: Expert Guidance: This group is led by me, Sierra from The Rusted Roan Design Co. LLC, an experienced upholstery enthusiast. I am here to guide you through every step of your projects. From selecting the perfect fabric to mastering those intricate tack placements, I've got you covered. Expert guest speakers will be making an appearance as well!

Projects: I'll be assisting you and guiding you through your exciting, new upholstery projects, starting with beginner skills then onto more advanced as we progress. You'll have the opportunity to learn and create something beautiful with every project you tackle!

Weekly Live (Recorded) Training's: Get ready for in-depth, live training sessions with Sierra and other experts. Don't worry if you can't make it to the live sessions - we'll record them for you to watch at your convenience, ensuring you never miss out on valuable learning opportunities.

Supportive Community: Connect with like-minded individuals who share your passion for upholstery and Western design. Share your projects, ask for advice, and make new friends in the process. We're all here to support and inspire each other!

DIY Inspiration: Get inspired by the incredible projects created by your fellow members. The possibilities are endless, and you'll be amazed at what you can achieve.

A Little Bit Of House Cleaning To kick off:

- Add sierra@therustedroan.com to your email provider safe sender list to ensure you don't miss important emails.
- Save the following link to your web browser favorites for quick and easy access to the website tutorials
 - <https://therustedroan.com/my-account/>
- Download the Zoom App if you wish to watch the lives on Android or IOS device. If watching on web browser you wont need an account.

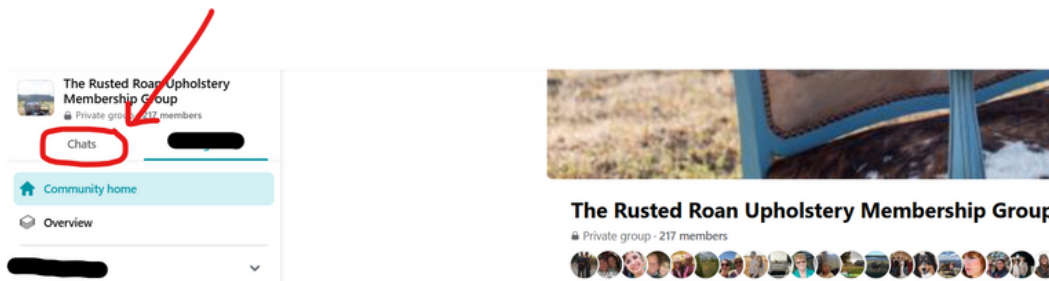
Let's Get Started:

Join the Facebook Group:

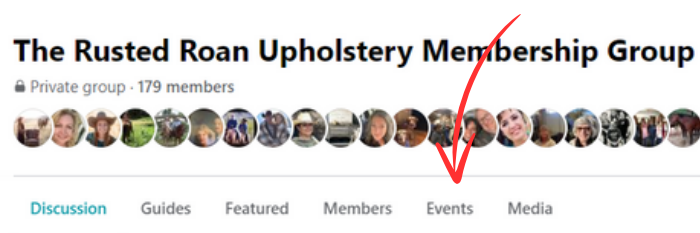
Here is the link to join <https://m.facebook.com/groups/therustedroan>

Introduce Yourself: Once your request to join has been accepted post a photo of your favorite upholstery project or share what inspired you to join our group. I can't wait to get to know you!

Join the chats:



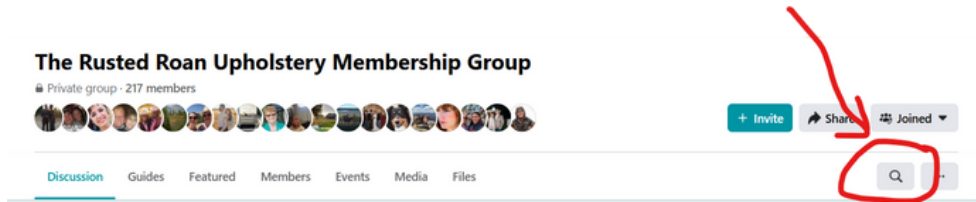
Weekly Live Training Schedule: Keep an eye out for the weekly live training sessions. They will be listed in the events tab in the facebook group (see below image) and I will post a reminder the day before or the morning of the live. And remember, even if you can't attend in real-time, you can always catch the recorded versions.





Facebook Search Function:

If you are looking for an answer to a question you can start by using the search field in the group page - which is the 🔍 top right corner on desktop or the top search bar on devices.



Engage and Connect:

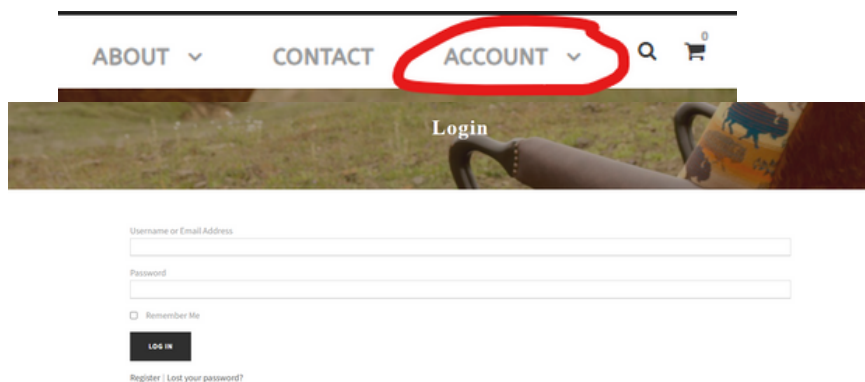
Don't hesitate to ask questions, seek advice, and share your expertise. We're all here to learn and grow together. If you have a question for me the options are:

1. Write a post in the group and tag me using [@sierrashoresrauch](#) or [@therustedroan](#).
2. Ask your question in one of the chats and tag me using [@sierrashoresrauch](#) or [@therustedroan](#)
2. Email me at sierra@therustedroan.com

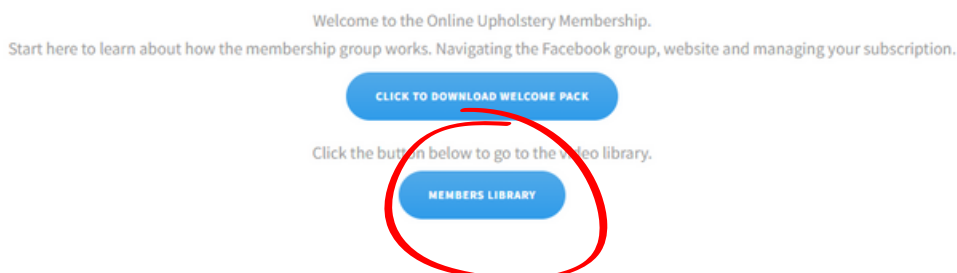
The Website:

Website Tutorial Library:

Log in to the website with the account details you used when you registered to join.

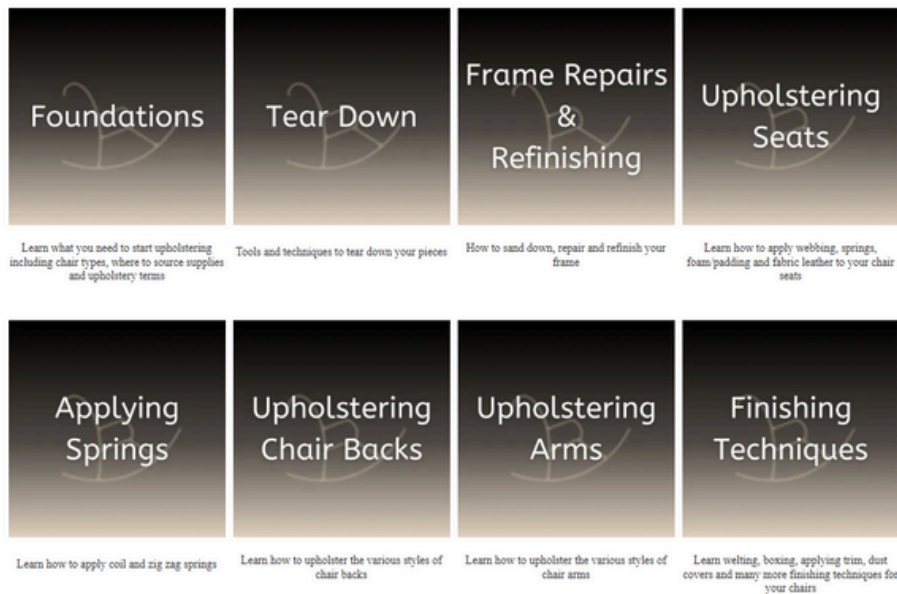


Then click on the Members Library blue Icon.

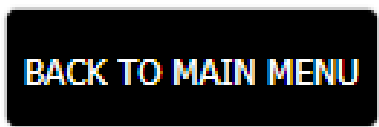


Navigating The Library:

Click on the tile for each category and it will take you to that section.



Navigate back using the menu button at the top of each page.



Are you ready to turn your old furniture into stunning, customized masterpieces and explore the beauty of Western design? Join me, Sierra, in this upholstery adventure, and let your creativity run wild. I'm excited to see your skills and creativity flourish in our community.

Welcome aboard, and let's make the world a more beautiful, comfortable place, one piece of furniture at a time!

Let's Upholster the Future in Western Style, Together!

~ Sierra
The Rusted Roan Design Co. LLC



Updating Your Payment Information Or Cancelling Your Membership

Although I'd love for you to stay forever, sometimes things happen, live changes and so do interests. I want to make sure this information is available to you so you are able to update your payment info or cancel your membership as needed.

IMPORTANT: You cannot simply "leave" the facebook group to cancel your membership. You MUST either contact us OR cancel it yourself through the payment processor you originally used for your payments to cease.

Below are the instructions to cancel your subscription or update you payment method through Paypal or The Rusted Roan Design Co. website:

To cancel if you signed up through PayPal: You must go through your PayPal recurring payments, and cancel the one for the The Rusted Roan Membership Group. Once this is done, you will be removed from this group at the end of the month.

To cancel your membership:

1. Log onto PayPal using your email address and password.
2. Once logged in, click on the small gear icon on the upper right-hand corner of your screen to go to the settings page.
3. From the menu bar at the top of your screen, click on "Payments."
4. Under "Automatic payments," click "Manage automatic payments."
5. Select this membership subscription
6. Next to the green ACTIVE, click CANCEL

To update your payment method through the PayPal website:

First, log into PayPal using your email and password.

1. From the menu bar at the top of your screen, click on "Payments."
2. Under "Automatic payments," click "Manage automatic payments."
3. Select your current payment method.
4. Select a new payment method or click Link a new card or bank.
5. Click Save.



To update your automatic payment method on the app:

1. Tap Wallet.
2. Tap Manage AutoPay.
3. Tap the merchant to view or update.
4. You can update your preferred payment method.

To cancel your membership via The Rusted Roan Design Co. website:

1. Go to: <http://therustedroan.com/account/>
2. Log into your account
3. Click the Subscription Tab
4. Under ACTIONS, click ABANDON to the right
5. Click "Abandon subscription" to confirm cancellation

To change/update your payment method via The Rusted Roan Design Co. website:

1. Go to: <https://therustedroan.com/account/>
2. Log into your account
3. Click the Subscription Tab
4. Under ACTIONS, click Renew to the right
5. Select the subscription you would like to renew
6. Update your payment information
7. Click RENEW SUBSCRIPTION